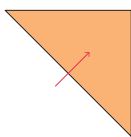


Your LOV|U Small Gestures Challenge

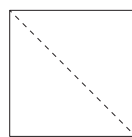
1. Print this document on A3 paper at actual size or 100% scale
2. Once you have printed, tear the instructions slip along the perforated line so you're left with a colourful square design
3. Assemble as per the instructions
4. Play alongside your partner as part of our couple challenge



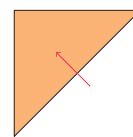
Start with a square piece of paper



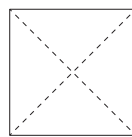
Fold it in half diagonally.



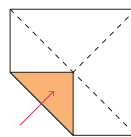
Unfold it.



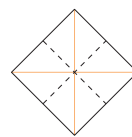
Fold it the other way.



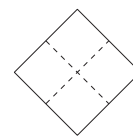
Unfold it once again, now your paper should look like this.



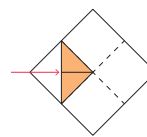
Fold all four corners in the middle.



Now your paper should look like this.



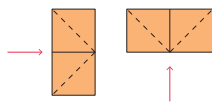
Flip your paper over.



Fold the corners into the middle once again.



Your paper should now look like this.



Fold it sideways first, then unfold it. Next fold it up.



Put your fingers under the four open corners.



Your finished fortune teller should look like this!